



Edition

Epigraf is used in the interacademic project "The German Inscriptions" for creating editions of medieval inscriptions. Object descriptions, transcriptions, images, geodata and metadata are edited in the application.



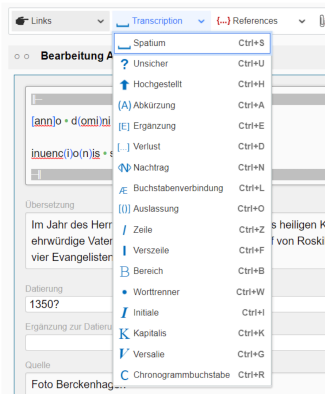
Import

Social media datasets, for example, are imported from CSV or XML files. Epigraf also provides an application programming interface (API) and an R package for interacting with the database.

Annotation

Editions and transcriptions aim at the reproduction and critical reconstruction of texts. Annotations enrich text passages with metadata. In qualitative and quantitative content analysis, the operationalization of theoretical constructs is referred to as coding.

Epigraf offers a freely configurable toolbar for all this work: mark text passages, insert tags, create annotations or apparatuses. Markup can be combined with freely definable category systems.



Example toolbar used for transcriptions

Publication

With Epigraf, research data can be published according to the FAIR principles. Export options cover a wide range of formats.

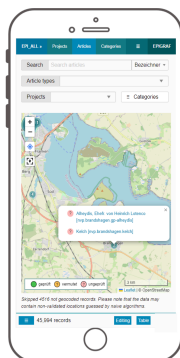
- **DOC & PDF:** Documents for print and download
- **TEI & EpiDoc:** Transformation into standard XML formats
- **CSV, XML & JSON:** An API for data analysis.

```

<TEI>
  <teiHeader> <!-- Metadaten -->
  <fileDesc>
    <titleStm>...</titleStm>
    <publicationStm>...</publicationStm>
    <sourceDesc>...</sourceDesc>
  </fileDesc>
  <teiHeader>
  <facsimile> <!-- Bilddaten -->
    <graphic url="..." />
  </facsimile>
  <text> <!-- Textdaten -->
    <body>
      <div type="edition">...</div>
      <div type="apparatus">...</div>
      <div type="translation">...</div>
      <div type="commentary">...</div>
      <div type="bibliography">...</div>
    </body>
  </text>
</TEI>

```

Snippet from a TEI export



In the inscription project, objects are enriched with geodata to make them easily accessible via a web app for both scholars and the broader public.

Kollaboration

Epigraf is a web-based multi-database application. Separate databases are created for individual projects. Users can work simultaneously in each of the databases. The data sets can be synchronized between different databases and Epigraf supports project collaboration by shared wikis and file repositories.

Linked data

Texts contain multiple references to each other and to objects in the world: they refer to people, places, literature, and much more. To make data interoperable between different projects, norm data identifiers are used. In Epigraf, for example, standardized GND numbers of the German National Library or Geonames can be stored.

Search: Augustus

Category: Personennamen

LEMMA

- Augustus, röm. Kaiser
- Reference from Germanicus, röm. Feldh
- Bothmer, v.
 - Siehe Falkenberg, Gertrud v.
 - Siehe Rottorp, Anna v.
 - Siehe Voss, Margaretha

CATEGORIES » PERSONENNAMEN

Lemma: Augustus, röm. Kaiser

Bezeichnung: Augustus, röm. Kaiser

Bemerkung:

Normdaten: GND:118505122

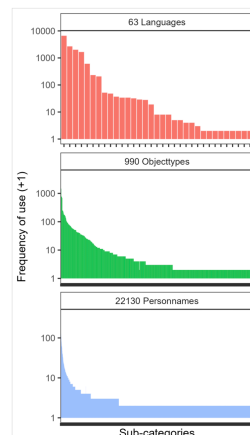
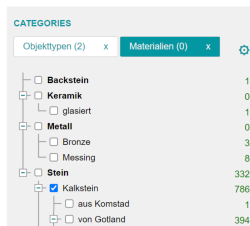
IRI fragment

Standardized GND number from the German National Library

Documents and categories created with Epigraf are tagged with Internationalized Resource Identifiers (IRIs). By linking to norm data and IRIs, Epigraf data becomes compatible with the RDF-based Semantic Web and can be published as Linked Open Data. Example of an Epigraf IRI:

<https://epigraf.inschriften.net/iri/articles/object/1>

Analysis



Exploration: In Epigraf, data can be explored by combining filter criteria and a faceted full text search. Datasets from multiple projects can be merged to offer a generic search solution.

Statistics: Typically, some categories are assigned very frequently and many categories are assigned rather infrequently, resulting in a long tail distribution. To what extent is data suitable for automated data analysis if almost every case is a unique case? In the inscription project, cluster analyses of the granular data make content-related characteristics as well as editing processes visible.

Epigraf is made for data hermeneutics: analyze statistical features and zoom into specific cases.

Base: 68,419 codings from the Epigraf dataset; logarithmized y-axis.